



**Test report:** Compatibility of Techo Fount Round office desk with relevant requirements on dimensions, stability, strength and durability according to NEN-EN 527-1:2011, NEN-EN 527-2+A1:2019 and NPR 1813:2016

**Report code:** 22.0609-7

**Date:** October 3, 2023

SHR  
Nieuwe Kanaal 9e  
6709 PA Wageningen, The Netherlands  
Tel: + 31 317 467366

If not stated otherwise the tests have been performed at this address.

This report has 13 pages. It is the property of the principal, who has the right to publish the complete report. Partial publication, even by the principal, is only allowed after written approval of SHR.

SHR is not responsible for information provided by the client that may influence the validity of the results. The information provided by the customer in this report is specified.

E-mail: [r.winkelman@shr.nl](mailto:r.winkelman@shr.nl)

Principal: Ahrend  
Kofferen 60  
5492 BP SINT OEDENRODE

Appendices: 3

Project number: 22.0609

Authors:

A handwritten signature in blue ink, appearing to be 'R.F. Winkelman', written in a cursive style.

R.F. Winkelman  
Project Manager

A handwritten signature in blue ink, appearing to be 'W.N.H. Cobben', written in a cursive style.

W.N.H. Cobben  
2<sup>nd</sup> author



## Contents

Contents .....	3
1 Assignment.....	4
2 Execution of the test.....	4
2.1 Identification and description of the samples .....	4
2.2 Method.....	4
2.3 Period of the test .....	4
2.4 Deviations from the standard .....	4
3 Results of the test.....	5
Literature.....	5
Appendix 1 Photos of tested product - Round.....	6
Appendix 2 Specification of results – Techo Round.....	8
Appendix 3 Techo Round - Information for use .....	11

## 1 Assignment

On May 2, 2023 Ahrend commissioned SHR to examine for compatibility with relevant requirements on dimensions, stability, strength and durability according to the latest version of Dutch and European standards.

## 2 Execution of the test

### 2.1 Identification and description of the sample

For the test, the sample mentioned in table 1, was delivered at SHR on 02-03-2023. The production of the test piece is carried out by the principal.

**Table 1. Delivered sample.**

Amount	Code	Description
1	220609-7	Techo Fount Round office desk

### 2.2 Method

Examination according to relevant requirements on dimensions and mechanical safety of:

- NEN-EN 527-1:2011 Dimensions: the measurements are assessed according to par 4.2 of NEN-EN 527-1:2011 for type C.
- NEN-EN 527-2:2016+A1:2019 Stability, strength and durability with test methods according to EN 1730:2012 are assessed according to par 5.2 of NEN-EN 527-2:2016+A1:2019.
- NPR 1813:2016 Dimensions: the measurements are assessed according to Annex A.2 of NPR 1813:2016.

### 2.3 Period of the test

The tests were executed from 05-04-2023 till 18-09-2023.

### 2.4 Deviations from the standard

Temperature in the test lab has been 14 °C on 06-04-2023 and 26 °C on 12-06-2023.

### 3 Results of the test

The results of each individual test are shown in Appendix 2.

The examined sample 220609-7 COMPLIES with all requirements for office desk type C.

### Literature

European standard NEN-EN 527-1:2011 *Office furniture – Work tables and desks – Part 1: Dimensions*. NEN. Delft. 22 pp.

European standard NEN-EN 527-2:2016+A1:2019 *Office furniture – Work tables and desks – Part 2: Mechanical safety requirements*. NEN. Delft. 11 pp.

European standard NEN-EN 1730:2012 *Furniture – Tables – test methods of test for the determination of the stability, strength and durability*. NEN. Delft. 29 pp.

Dutch Code of Practice NPR 1813:2016 *Ergonomie – Richtlijn voor toepassing van kantoormeubelen en werkplekaccessoires– Toelichting bij de NEN-EN 1335, de NEN-EN 527 en NEN-EN 16139*. NEN. Delft. 29 pp.

## Appendix 1 Photos of tested product – Techo Fount Round office desk



**Photo 1:** Tested sample 220609-7 - front view top



**Photo 2:** Tested sample 220609-7 - side view



**Photo 3:** Tested sample 220609-7 - bottom view



**Photo 4:** Tested sample 220609-7 - side view - detail 1 connection frame to table top



**Photo 5:** Tested sample 220609-7 - bottom view - detail 2 connection frame to table top and attachment of horizontal part to vertical part table leg



**Photo 6:** Tested sample 220609-7 - detail leveller

## Appendix 2 Specification of results – Techo Fount Round office desk

✓ = OK      ✗ = not OK      N/a = not applicable

**Table 2: Dimensions related to requirements of NEN-EN 527-1 (all sizes in mm).**

Property			Measured	Work table/desk type			Result	Remarks
				Type-A	Type-B	Type-C		
				adjustable	selectable	fixed		
--	Work top shape		800 x 1600	---	---	---	✓	
h <sub>1</sub>	Height to top (minimum range)	sitting only	755	650—850 <sup>a</sup>		740 ± 20	✓	
		standing only		950—1250 <sup>a</sup>		1050 ± 20	N/a	
		sit/stand		650—1250	N/a			N/a
t <sub>1</sub>	Desk top thickness (maximum)	at front	18	55 <sup>b</sup>		70	✓	
t <sub>2</sub>		at 500 mm from front		80 <sup>b</sup>	90 <sup>b</sup>		✓	1)
k <sub>1</sub>	Height knee clearance	standing only → 0-80 mm from front		700 <sup>d</sup>			N/a	
k <sub>2</sub>	Depth knee clearance	standing only		80			N/a	
k <sub>3</sub>	Depth feet clearance	standing only		150			N/a	
f <sub>1</sub>	Height foot clearance (minimum)	sitting only, sit/stand → 600-800 mm from front	737	120			✓	
f <sub>2</sub>		standing only → 0-150 mm from front		120			N/a	
g <sub>1</sub>	Legroom depth (min.)	sitting only, sit/stand	800	800		800 <sup>f</sup>	✓	
D <sup>g</sup>	Desk top depth (min.)	---	800	800		800 <sup>f</sup>	✓	
w	Legroom width (minimum)	sitting only, sit/stand	1445	1200	1000	850	✓	
		standing only		790			N/a	

<sup>a</sup> For type B a maximum increment of 20 mm is required

<sup>b</sup> Only applies to sitting and sit/stand work tables/desks

<sup>c</sup> The construction of the product shall ensure the minimum legroom depth

<sup>d</sup> Measured from the floor

<sup>f</sup> 600 mm can in some situations be acceptable, e.g. when 17" of smaller flat screens are used, providing that the work surface is not against the wall and that two people are not sitting in front of each other. Information about these limitations shall be provided with the product

<sup>g</sup> Size D is the smallest depth of the table top

Remark:

1) Checked with a template.



**Table 3: Dimensions according NPR 1813:2016 differing from dimensions according NEN-EN 527-1:2011.**

Property			Measured	Work table/desk type			Result	Remark
				Type A	Type B	Type C		
				adjustable	selectable	fixed		
h <sub>1</sub>	Height to top (minimum range)	sit/stand	increment:	650 - 1300	n/a		N/a	
t <sub>1</sub>	Desk top thickness (maximum)	at front		50		✓		
t <sub>2</sub>		at 500 mm from front		80		✓		
w	Legroom width (minimum)	sitting only, sit/stand		1200	1000	850	✓	

Remark:

- 1) Checked with a template.

**Table 4: General requirements of NEN-EN 527-2:2016+A1:2019.**

Par/art. 527-2	Test	Measured	Demand	Result	Remark
4	General requirements	---		✓	

**Table 5: Mechanical safety related to requirements of NEN-EN 527-2:2016+A1:2019 (with test methods according to NEN-EN 1730:2012) levelling devices set to 5 mm from fully open.**

Par/art. EN1730	Test / examination of	Measured	Demand	Result	Remark	
8	1 Durability of height adjustment mechanisms A 1250 cycles		no fracture, no loosening of joints, no major structural deformation, retention of functions of the table	N/a		
	B 2500 cycles			N/a		
	C 1250 cycles			N/a		
6.2	2.1 Horizontal static load test 10 x 450N, min 300N, 50 kg load on table top			✓		
6.2	2.2 Additional horizontal static load test for adjustable tables with a height more than 950 mm : 10 x 285 Nm, 50 kg load on table top			N/a		
6.3.1	3.1 Vertical static load test 10 x 1000N			✓		
6.3.1	3.2 Additional vertical static load test for adjustable tables with a height more than 950 mm: 10 x 500N			N/a		
6.4.1 6.4.2	4 Horizontal durability test 10.000 x 300N, 50 kg load on table top			✓		
6.4.1 6.4.3	5 Stiffness of the structure 200N,	Short side: 4.8 mm/m Long side: 9.8 mm/m		D/Height of the table ≤ 17 mm/m for D1 and D2	✓	
6.5	6 Vertical durability test 10.000 x 400N			✓		
6.8	7 Durability test for tables on castors 2000 cycles, 50 kg load on table top		no fracture, no loosening of joints, no major structural deformation, retention of functions of the table	N/a		
6.6	8 Vertical impact test 10 x 140 mm			✓		
6.9	9 Drop test, nominal drop height 100 mm.			✓		
7.2.2	10 Stability under vertical load V1 = 750N, V2 = 750N		Table shall not overturn	✓		
7.3	11 Stability for extension elements, 400N			N/a		
	Information for use		Information shall be available in the language of the country in which it will be available to the end user	✓	1)	
			Intended use	✓	1)	
			Instruction for operating the adjusting mechanisms	N/a		
			Instruction for the care and maintenance	✓	1)	

Remarks:

1) See Appendix 3.

## Appendix 3 Information for use - Techo Fount Round office desk

### FOUNT table - user instructions

This is the user manual for the FOUNT table.

We strongly recommend to read this user manual carefully before using this table for the first time and pay attention in particular to the safety precaution. It is recommended to keep this manual with the table. In case of damage or loss, please send a request for a copy.

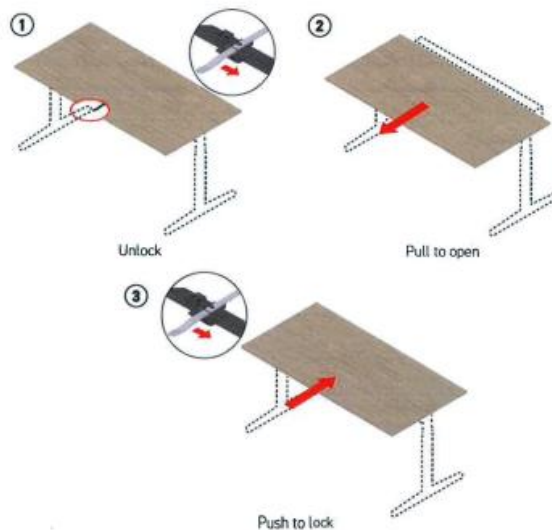
#### 1 Intended use

The FOUNT table is developed to use in an office environment. This table consists of a work surface which is mounted with a quick fix on a frame with the legs of your choice. You may have chosen for a sliding table top therefore the handlings are described in paragraph 2.

#### 2 Instructions for operating the adjusting mechanisms

To open: Push the handle underneath the top in right direction to release and slightly pull table top forward until it locks with an opening of about 180 mm.

To close: Release the handle again and push the tabletop backward until it clicks into place, ready for further use






## FOUNT table - user instructions






### 3 Safety Precaution

We reduced all safety risks to a minimum. Before you use and/or move the table, please read the following safety precaution measures:

#### Sliding top:

-  3.1 Before pushing the top back in its work position assure that the sliding way is fully free and no person can be hurt by clamping in between.
-  3.2 Do not sit or stand on the tabletop in any "open" position on risk of damaging the table or personal injury.
-  3.3 Before operating the sliding mechanism remove all matters that can easily fall.

#### Lift and/or move table:

-  3.4 Do not lift up the entire table by holding the table top
-  3.5 Do not move the table by sliding
-  3.6 When you want to remove the table top, please unlock the four quick fix elements underneath the table top and then remove the table top.
-  3.7 Lift and move the table by holding the legs on the side
-  3.8 Don't forget when the table has been moved and the table top is placed, to lock the four quick fix elements



techo  
SCHAAL, VERBODEN, GEWENNT



shrend

---

## FOUNT table user instructions

### 4 Maintenance and care

#### **Maintenance:**

The sliding mechanism including the handle mechanism do not need any maintenance.

#### **Cleaning work surfaces:**

Normal stains (coffee, tea, pencil, lipstick, finger marks, grease, water soluble glue, felt tip pen ink etc.) can be removed with a clean, damp cloth. If necessary, a little soft soap may be added to the water and a soft nylon brush may be used to treat more stubborn stains. Solvent-based lacquer, glue, nail varnish, ballpoint pen ink etc. should be removed with an organic solvent, such as methylated spirits.

#### **Cleaning hard parts:**

Use a microfibre cloth (dry or damp) to clean the hard parts. Small quantities of cleaning agent can be used.

#### **Cleaning plastic parts:**

A damp cloth or commercially available plastic cleaner are suitable for cleaning. Please do not use aggressive detergents.

#### **End of usage:**

This table is made of high quality materials and components that can be recycled and reused. Do not dispose of any parts in the household waste. Follow local laws and regulations.