



\_AHREND  
TEAM\_UP





THE NEW  
STANDARD IN  
ALL FORMS OF  
"SMARTER WAYS  
OF WORKING"

### Ahrend Team\_Up: all in one

Ahrend Team\_Up: the furniture system that is just as versatile and flexible as "Smarter Ways of Working". The system supports all activities and all forms of work and interaction with efficiency and comfort. It is the end result of a revolutionary way of thinking and intensive consultations with users, designers and facility managers.

Ahrend Team\_Up, the modular furniture system that guarantees a personal identity, thanks to the many options, colours and materials. It's the furniture system that creates an environment in which people feel good and consequently perform better.





## Unique solutions

Every organisation and every situation is unique and each one has specific furnishing requirements that we set out in a schedule of requirements and transform into clear recommendations – with an excellent success rate. Together with you and our interior designers we pay careful attention to your work processes, your identity, the type of organisation you are and the short and long term consequences of staffing fluctuations. The result is unique and frequently surprising solutions, with valuable space being used intelligently and returns on your workplace and work environment investments optimised.

### A partnership that works

Ahrend furnishing projects start off with a blank sheet of paper, with an idea that becomes reality and translates itself into the optimal solution for your organisation. Nothing less than working with pleasure, professionally and productively. The design phase not only includes tailored workplace recommendations and interior design, it also covers project supervision from A through Z. No worries for you.

Ahrend's approach is best compared to a rapid transport system – a well-thought-out and efficient system in which the train must arrive at numerous stations at precisely the right time. In conjunction with this 'journey' intensive communication is conducted between the client and the specialists.



WE PAY CAREFUL  
ATTENTION TO  
YOUR IDENTITY,  
THE TYPE OF  
ORGANISATION  
YOU ARE AND THE  
CONSEQUENCES  
OF STAFFING  
FLUCTUATIONS.





## A WIDE RANGE OF SOLUTIONS THROUGH THE SMART APPLICATION OF DIVERSE MATERIALS

### Functional and sustainable design

Ahrend Team\_Up fits perfectly within Ahrend's core philosophy, which is perfectly summarised by the concept of functional, sustainable design. As a leading expert in the field of professional work environment, Ahrend imparts its unique know-how on ways to optimally furnish a work space and on how furniture contributes to productivity and work enjoyment.

Ahrend Team\_Up has spun out of the many approaches to work within the world of "Smarter Ways of Working": from working in teams gathered on benches to concentrating alone while seated at a workstation. As a result a platform was created that is highly versatile due to its modularity.

Ahrend Team\_Up is available with panels of three different heights and two different thicknesses. The clever use of various materials has enabled us to offer designers, facility managers and users a wide range of solutions in terms of both design and functionality, such as acoustic options.

Lets Team\_Up with Ahrend!





Ahrend 750 Lounge for ergonomic lounge workstations

Concentrating alone, 143 cm high

Working as a team, 93 cm high

Ahrend Loungescape for informal meetings

Various materials available

Working in semi-privacy, 118 cm high

An illustration of the available options. Ahrend Team\_Up links seamlessly with other Ahrend products such as cabinets and soft seating. The Team\_Up heights are matched to these products so that the optimal work environment can be created.

The same applies to the Ahrend mini-perforated pattern that can also be seen in the sliding door cabinets. This means that any configuration and set-up and any lay-out and routing you might desire is possible.

CREATE AN  
OPTIMISED WORK  
ENVIRONMENT WITH  
AHREND TEAM\_UP





## A winning team in every configuration!

The modular furniture system is highly versatile and supports all forms of "Smarter Ways of Working". Ahrend Team\_Up fits perfectly in Ahrend's core philosophy of functional and sustainable design, which translates into the following advantages for our customers:

### Functional

- › exceeds the highest standards and safety requirements (EN 527-1, 2 and 3, NPR 1813), with an adjustment range of 62-130 cm for sit-stand and 62-88 cm for sit-sit configurations
- › plenty of leg-room which can be optimally adjusted
- › extensive power solutions, beneath, on and inside the tabletop, with cables concealed in the panel, slab end bases and screens.

### Sustainable

- › fewer components and lighter in weight, thanks to smart engineering
- › low CO<sub>2</sub> footprint
- › many make-over possibilities
- › manufactured in Ahrend's Cradle to Cradle factory in the Netherlands.

### Modular design

- › the versatile lower panel can be linked to and added to the panel, retaining the slender look
- › sit-sit and sit-stand configuration integrated into the panel
- › future-proof
- › three panel heights for communication and teamwork, total concentration or a combination of the two, with one side panel height available.
- › slab legs on duo desks can be lined perfectly side by side so that the distance between tabletops remains safe.

### Materials and personalisation

- › different materials available for the interior and exterior of the panels and for the partitioning screens
- › wide range of cladding options, such as smooth steel, perforated steel with acoustic fill, upholstered and bamboo acoustics
- › a variety of tabletop types available, such as Melamine, Monotop and Ciranol.


### Cost-efficient

- › more space in a smaller area
- › low total cost of ownership
- › low maintenance costs.



GREATER WORK  
ENJOYMENT GOES  
HAND IN HAND  
WITH BETTER WORK  
PERFORMANCE





A modular programme, thanks to three different heights and two panel thicknesses



## Work at the height you choose

Height-adjustable tabletops go hand in hand with linking panels and slab ends available in three different heights, making it easy to provide made-to-measure solutions. Such customised solutions ensure flexibility in dynamic work situations with variable flow of users.

The panels come in heights of 93, 118 and 143 cm. The tallest model creates visual tranquillity and makes it possible to concentrate on one's work even while standing. The medium-high panels allow for switching between concentrated work and communicating, while the lowest panels are designed for teamwork and interaction. The range also includes the 50 cm high slab ends beneath the tabletop, providing a more open character.



HIGH-QUALITY  
SPACE-SAVING  
WORKSTATIONS





## Teamwork with greater openness

For greater openness and transparency, side panels are available as part of the Team\_Up range. Whether or not they are combined with raised panel legs, they help to create a more open environment on the window-side, the corridor-side or between the workstations themselves. When multiple duo panel workstations are located side-by-side, the lower side pieces improve communication between staff. Duo side panels are available as a continuous panel of 170 cm and a recessed short side panel of 110 cm for greater leg room between the duo workstations. An 80 cm deep side panel is also available for single workstations.

## An eye for detail and for functionality

Team\_Up's side panels are designed down to the very last detail. The slender panels connect to panel legs and highlight Ahrend's design values. Thanks to their unique construction, panels can be lined perfectly side-by-side, but the required distance between tabletops remains the same.

The floating tabletop gives the workstation a spacious feel, and the cables can always be fed vertically through the panel to the middle screen, the central cable duct or to the duct beneath the tabletop. Team\_Up is a perfect partner to the wide range of screens offered by Ahrend.



SLENDER SIDE  
PANELS HIGHLIGHT  
AHREND'S DESIGN  
VALUES




## Soloworking to teamwork

Using low panel bases (93 cm), Team\_Up is the perfect solution for creating individual workplaces that are easily extended to twin or team workstations. These are high quality workstations that work efficiently in valuable space. Transparency and openness are the central focuses, an openness that makes it easy to work together and interact.



## From concentration to communication

Using the medium-high panel bases (118 cm), Team\_Up creates the benefits that allow for working alone and concentrating to be smoothly transformed to interaction. The isolation of individual workstations goes hand-in-hand with the openness required for the direct personal contact that accelerates work processes.







Bamboo acoustics mean that reverberation periods are cut considerably and acoustics are improved. Sit-stand function is incorporated into the panel.

AHREND TEAM\_UP CREATES PEACE, WITH AMBIENT NOISE ABSORBED

## Concentrated work in any position

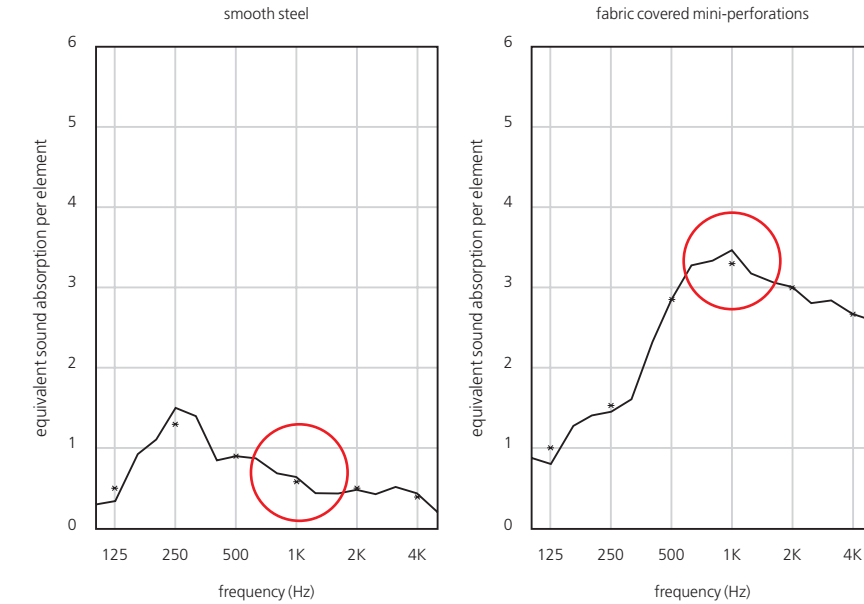
Easily switch from working while sitting to standing, and back to sitting once again. The 143 cm Team\_Up panel bases mean you can concentrate in your own environment in whatever position you choose. The height of the tabletops can be adjusted quickly and safely. That's because when it comes to ergonomics and safety, Ahrend is once again setting new standards.




The look and mechanism of Ahrend mini-perforations are unique, and considerably reduce reverberation periods while making the room more acoustically friendly.

## Linking panels contribute to both aesthetics and acoustics

Modern office designs rarely include corridors and little rooms – they use open areas for encouraging contact and teamwork between staff members. New approaches to work mean that the acoustic values of a product such as Team\_Up are becoming increasingly important. Therefore every Team\_Up workstation can be fitted with sound-absorbing panels that reduce disturbing reverberation periods. The enclosed panel bases give the user a sense of security in the open workplace, diminish noise and increase personal comfort. If the panel bases are fitted with steel and mini-perforations, then the reverberation times are significantly reduced and acoustics dramatically improved. Nevertheless the bamboo or upholstered models also introduce tranquillity in the workplace.




Ahrend tested the sound absorption of the various Team\_Up configurations, according to ISO 354, at the Peutz Acoustic Laboratory. The 1.43 m high workstation panel with mini-perforations and clad in PP fabric provided the best results. This model is best suited for use as a place to work with concentration. In the graphs above the red circles show the most important noise frequency (the sound of a human voice) in an office. Using smooth steel, a reverberation time was measured that is comparable to an open window measuring 0.5 to 1 m<sup>2</sup>, through which sounds disappear. Meanwhile, tests with the mini-perforations returned a reverberation time comparable to an open window measuring 3 to 3.5 m<sup>2</sup>. Both the mini-perforations covered with PP fabric and the bamboo scored considerably better than the smooth steel panels.



“SMARTER WAYS OF WORKING”, WHERE ISSUES SUCH AS ACOUSTICS ARE TAKEN INTO ACCOUNT






## Adjustment options and adjustment range

The tabletop height can be mechanically or electrically adjusted, which means that the height can be individually set for each workstation, with the employee determining whether to work sitting or standing (the latter option is only available for the 143 cm model).

- › sit-sit setting from 62 to 88 cm  
(mechanical height-adjustable and electrical height-adjustable)
- › sit-stand setting from 62 cm to 130 cm  
(seat height adjustable)

There are three versions of the electric height adjustment switch.

- › a rectangular up/down switch without a display located underneath the tabletop
- › a rectangular up/down switch with a display located underneath the tabletop
- › a round display located in the tabletop



## Materials

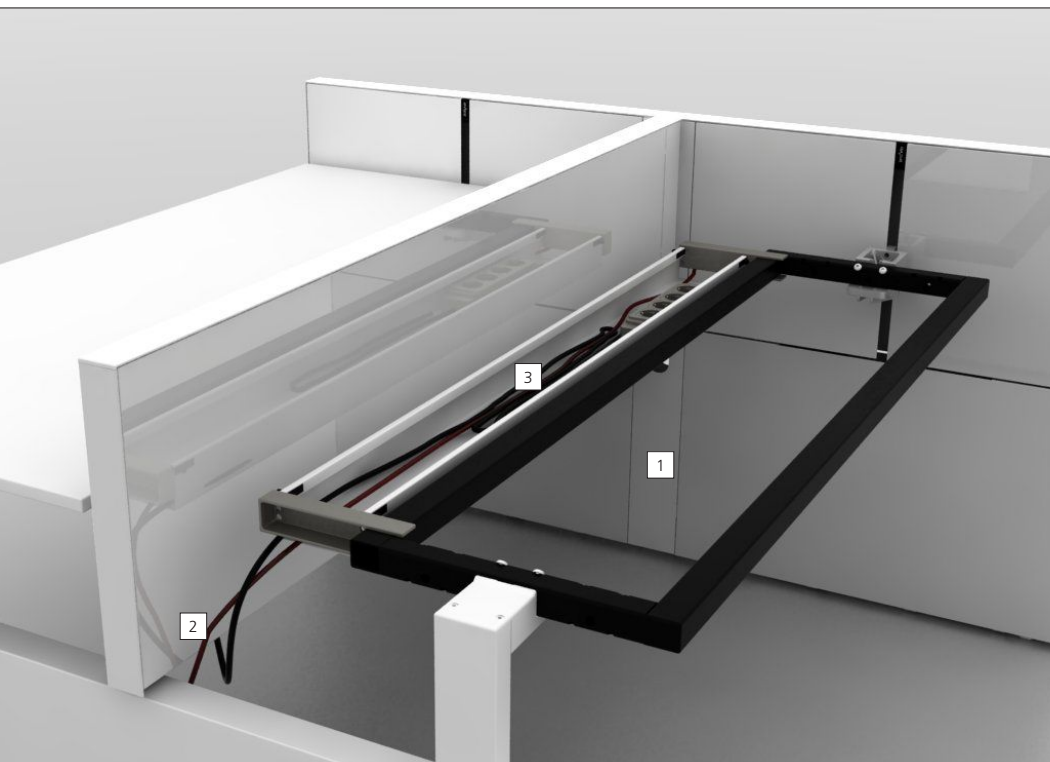
Panel bases and screens can be clad with different materials, which can also be combined – the choice, the purpose and look are entirely up to you. You can choose between steel panels, with or without mini-perforations for acoustics, or fabric-covered to engender a feeling of personal comfort and seclusion.

Available fabrics: Eventscreen, Lucius, Moon, Twist (Melange) en Soul. The Team\_Up work and office tabletops are available in Melamine, Ciranol and Ahrend Monotop in a variety of colours. Finally you can choose all standard laquers.

Ahrend Monotop tabletops are manufactured using laser-edge technology, where the edges are melted onto a core material, such as chipboard, with no visible seams left behind.

The end-product is not only more aesthetically pleasing, it is also more durable and water-resistant preventing moisture getting into the fibreboard.





**Smart cabling options through the panel base, side piece or partitioning screen leading to the tabletop**

- 1. Vertical cabling behind the removable inner panel;
- 2. Horizontal cabling through the partition with three outlets to the tabletop; invisible cable ducts lead to further tabletops for multi-workstation configurations
- 3. Various power options located on the frame

## CABLES AND WIRES INCORPORATED INVISIBLY

### Safe and healthy

The Ahrend Team\_Up panel and slab end bases not only contribute to aesthetic and acoustic aspects, they also ensure that the cables and wires can be invisibly incorporated, just like the screens. The panel and side piece bases and the screens are fitted with hollow cavities and recesses that make it easy to lead through cables and plugs. The space between the side pieces and the tabletops has been included so that plug & play units and monitor arms can be quickly and easily installed. It goes without saying that the cables and accessories that are a part of the Ahrend power range meet the highest requirements in terms of safety and sustainability.



## Team\_Up cabling options

**Beneath the tabletop (attached to the frame)**

- 1. Plastic cable clips and multiplug
- 2. Two-sided tiltable metal cable duct, can be mounted at three different heights
- 3. Central duct for a twin workstation

**In the tabletop**

- 4. Metal flap for accessing plug & play or cable duct
- 5. Tilttable plug & play
- 6. Fixed plug & play with raised safety edge

**On the tabletop**

- 7. Modular plug & play in black/aluminium
- 8. Modular plug & play in white
- 9. Adjustable gas lift monitor arm





#### Designer Marck Haans

"Team\_Up came into being through the many different forms of working within " Smarter Ways of Working", ranging from teamwork on benches through to concentrating at a workstation. For this I created a platform that is highly versatile, thanks to its modularity. Because we also considered the smart application of various materials, we are able to offer designers, facility managers and users a wide range of solutions in terms of both design and functionality, including acoustic options. Let's Team\_Up with Ahrend!"

#### Basic

- › single workstation, twin workstation and extensions available
- › panel bases can be adjusted manually using a handle
- › both exterior and interior panels are made of steel
- › steel partitioning panel
- › frames match the colour of the panels
- › meets and exceeds the EN-527 and NPR 1813 standards


#### Features

- › tabletop dimensions: 140, 160 or 180 cm wide, tabletop depth: 80 cm
- › tabletops available in Melamine (18 mm), Monotop (18 mm) and Ciranol (12 mm)
- › panel bases of 93 cm, 118 cm and 143 cm available; side piece bases: 50 cm
- › panel base thickness: 50 mm and 80 mm
- › sit-sit option can be adjusted between 62 and 88 cm
- › sit-stand option can be adjusted between 62 and 128 cm
- › cables can be led through the panel or side piece base and the partition
- › space behind the frame carrying the worktop for cables, plug & play devices and monitor arms

#### Options

- › panel and side piece bases can be adjusted electrically
- › Monotop and Ciranol worktops available
- › panel base available in mini-perforation, fabric and bamboo acoustic
- › 80 mm panel base can be lined with up to 12 mm of material on each side
- › partition in mini-perforation, fabric and bamboo acoustics
- › frame can be of a different colour
- › sophisticated range of cable management and power supply accessories

## Ahrend Team\_Up in brief




Thanks to its modular construction, it is suited to a team workplace all the way through to a workstation devoted to absolute concentration.



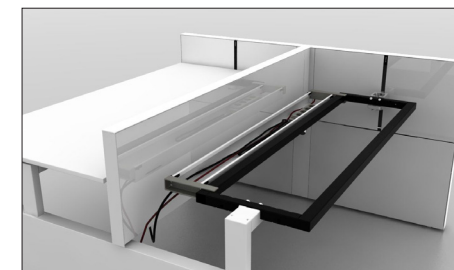
Extensions and linking can also be done with the 50 mm panel bases, so that it retains its slender look.



Exceeds all standards, including the integrated sit-stand height-adjustable configuration with an adjustment range of 62-130 cm.



Wide range of options for interior and exterior cladding, such as steel with or without mini-perforations and acoustic fill, bamboo acoustics and fabric.



Sophisticated range of power solutions, whether on, in or beneath the tabletop, as well as cabling leading through the panel and side piece bases and the screens.



Manufactured in Ahrend's Cradle to Cradle factory in the Netherlands. Light and stable furniture, giving it a small footprint.





Ahrend. Humanising\_Spaces



Ahrend. A Cradle to Cradle company.  
Creating safe products and healthy environments.

[www.ahrend.com](http://www.ahrend.com)